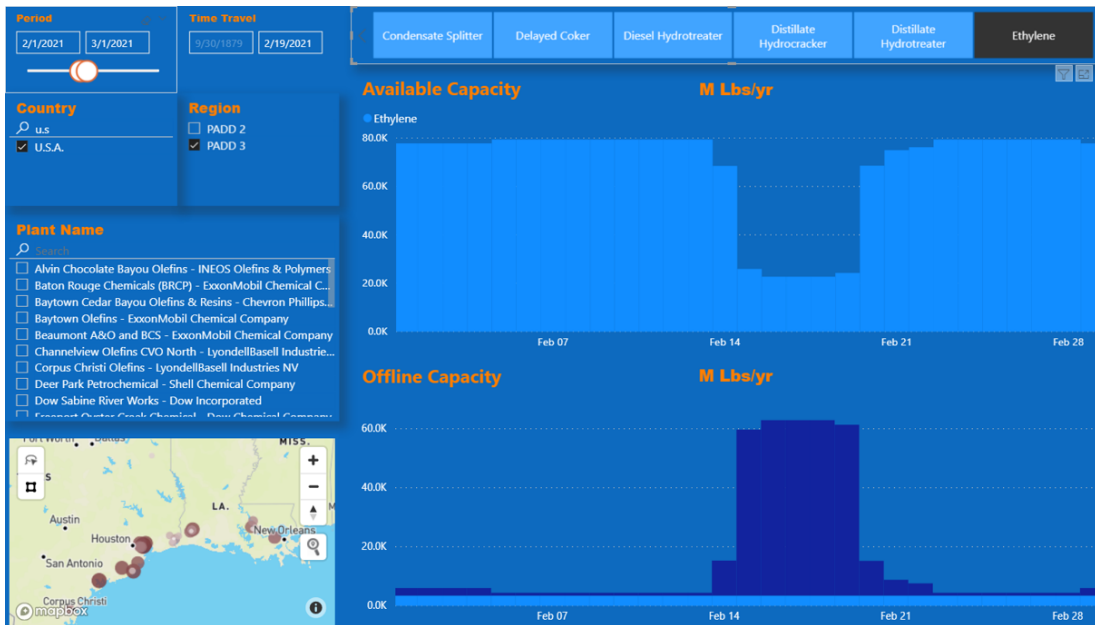
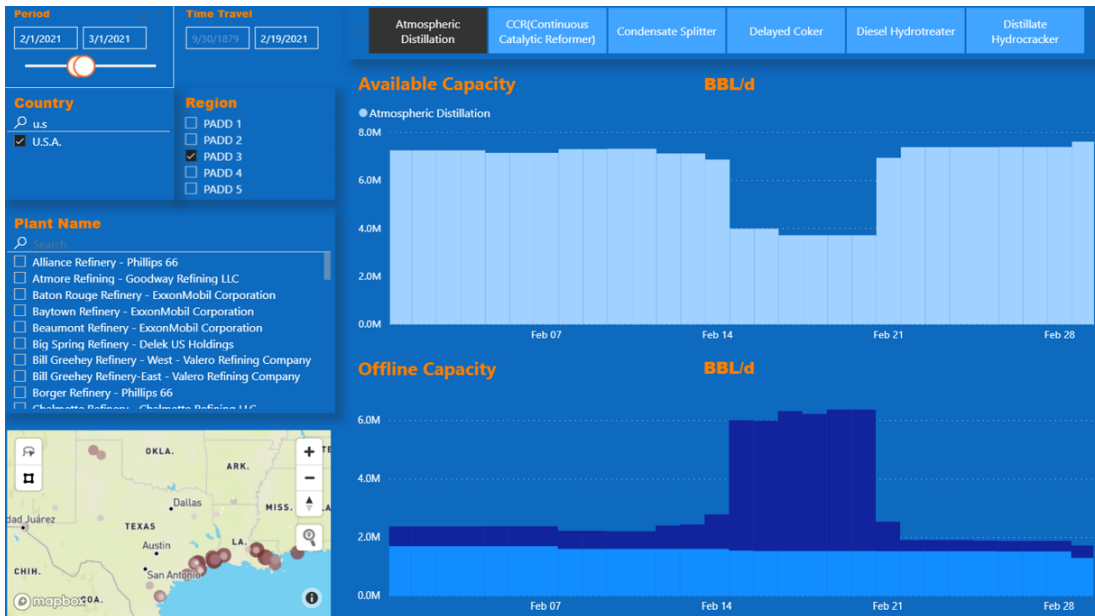




Refineries and Petchem plants were ramping up runs in recovery from COVID when winter storm Uri hit hard the southern states, mainly Texas, on Valentine's day....



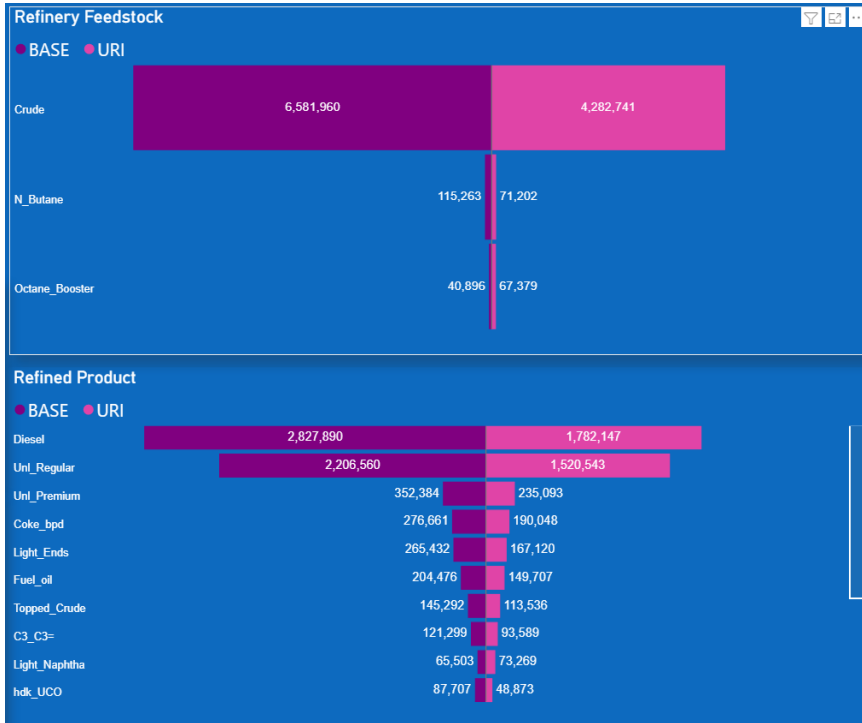
\*\*\*Light blue bars are the COVID related de-rate

And the list of affected plants....



Year	Month	Day	Country	Padd	Plant Name	Available Cap	Capacity Offline	Unplanned
2021	February	13				0	945	945
		14				0	351,855	351,855
		15				534,946	4,296,238	4,296,238
		16				534,946	4,299,438	4,299,438
	17	U.S.A.	PADD 3	Alvin Chocolate Bayou Olefins	0	3,650	3,650	
				Baytown Cedar Bayou Olefins & Resins	3,300	1,840	1,840	
				Baytown Olefins	0	8,200	8,200	
				Baytown Refinery	0	515,300	515,300	
				Beaumont A&O and BCS	0	1,800	1,800	
				Beaumont Refinery	0	350,000	350,000	
				Bill Greehey Refinery - West	5,000	125,000	125,000	
				Bill Greehey Refinery-East	0	110,000	110,000	
				Borger Refinery	72,500	72,500	72,500	
				Channelview Olefins CVO North	0	3,800	3,800	
				Corpus Christi Olefins	0	2,500	2,500	
				Corpus Christi Refinery - West	0	236,000	236,000	
				Corpus Christi Refinery-East	0	165,000	165,000	
			Deer Park Petrochemical	0	2,600	2,600		
			Deer Park Refinery	0	340,000	340,000		
			Dow Sabine River Works	0	1,700	1,700		
			Freeport Oyster Creek Chemical	0	5,607	5,607		
			Freeport Plant B	805	805	805		
			Galveston Bay Refinery (GBR)	0	225,000	225,000		
			Gregory Ingleside Chlor-Alkali & VCM	0	1,200	1,200		
			Houston Refinery	0	153,000	153,000		
			Javelina Refinery Off-Gas Processing Plant	0	63	63		
			La Porte Complex LPO	0	2,600	2,600		
			Lake Charles Chemical Complex	0	920	920		
			Lake Charles Olefins	0	945	945		
			Lake Charles Refinery	256,000	244,000	244,000		
			Longview Chemical	0	1,400	1,400		
			Meraux Refinery	0	135,000	135,000		
			Norco Chemical East	841	2,522	2,522		
			Norco Refinery	120,000	120,000	120,000		
			Pasadena Refinery	0	100,000	100,000		
			Plaquemine Vinyls Complex	0	1,100	1,100		
			Point Comfort Plastics	0	4,446	4,446		
			Port Arthur Aromatics and Olefins	0	1,560	1,560		
			Port Arthur Refinery	0	1,133,000	1,133,000		
			Port Neches Oxides and Olefins	0	400	400		
			Sulphur Petrochemicals	0	3,200	3,200		
			Sweeny Ethylene	0	4,280	4,280		
			Sweeny Refinery	0	247,000	247,000		
			Texas City Refinery	0	295,000	295,000		

## Now, the impacts on Feedstock and Products .....





**\*\*\*Petchem impact in MMlbs/day**